



International Council for
**Veterinary
Assessment**

NAVLE[®] Species and Diagnoses

The NAVLE is developed through a collaboration of the International Council for Veterinary Assessment and the National Board of Medical Examiners[®]




This NAVLE Species and Diagnoses document provides an outline of the species and diagnoses assessed on the NAVLE.

The examples listed within the outline are just examples. Test items may include diseases, symptoms, etc. that are not specifically noted in the outline. The NAVLE program continually reviews its examination to ensure the content is relevant to the practice of veterinary medicine. As practice guidelines evolve or are introduced, the content on NAVLE is reviewed and modified as needed.

Copyright ©2019 by the International Council for Veterinary Assessment (ICVA), and the National Board of Medical Examiners® (NBME®). All rights reserved. Printed in the United States of America. The North American Veterinary Licensing Examination (NAVLE®) is developed through a collaboration between the ICVA and the NBME.

NAVLE Diagnoses by Species

Aquatics Diagnoses	4
Bovine Diagnoses	5
Camelidae and Cervidae Diagnoses.....	7
Canine Diagnoses.....	8
Equine Diagnoses.....	12
Feline Diagnoses	15
Other Small Mammal Diagnoses.....	17
Ovine and Caprine Diagnoses	20
Pet Bird Diagnoses	21
Porcine Diagnoses.....	22
Poultry Diagnoses	23
Reptile Diagnoses	24



Aquatics Diagnoses



Multisystemic	Ammonia management (unionized vs ionized)
	Anemia
	Anesthesia (including MS-222)
	Bacterial infection (including Aeromonas hydrophila, Columnaris, Mycobacteriosis, Vibriosis, Streptococcosis, and Francisella)
	Chlorine/chloramine toxicity
	Copper toxicity
	Dissolved oxygen management
	Gas supersaturation
	Hyposalinity/Hypersalinity
	Lymphocystis
	Neoplasia (including fibrosarcoma in goldfish)
	Nitrate toxicity
	Nitrite toxicity (new tank syndrome)
	Parasites, internal/external (including Monogenea, Argulus, and Laernea)
	pH management
	Protozoal disease (including Ichthyophthirius and Cryptocaryon)
	Swim bladder syndrome
	Temperature management
	Trauma
	True fungal infection (including Aspergillus)
	Types of filtration (biofilter, chemical, etc)
	Viral infection (including spring viremia of carp and Koi herpes virus)
	Water mold infection (including Saprolegnia)
Zinc toxicity	

Bovine Diagnoses

Cardiovascular	Arrhythmias (atrial fibrillation)	Congestive heart failure (pericarditis, endocarditis, bovine high mountain disease, cor pulmonale)
Gastrointestinal and Digestive	Abomasal disease (displacement, ulcers, volvulus)	Paratuberculosis (Mycobacterium paratuberculosis)
	Bloat/Choke	Rectal prolapse
	Calf enteritis (rotavirus, coronavirus, Escherichia coli, Salmonellosis, Clostridiosis, Coccidiosis, Cryptosporidiosis)	Rectal tear
	Cecal disorders	Salmonellosis
	Hemorrhagic bowel syndrome	Traumatic reticuloperitonitis (hardware disease)
	Liver abscesses	Winter dysentery
Hemic and Lymphatic	Anaplasmosis	Lymphoma (leukosis, bovine leukemia virus)
	Babesiosis	Trypanosomiasis
Integumentary	Digital dermatitis (hairy heel warts)	Trauma/skin wounds
	Parasites, external	
Musculoskeletal	Actinomycosis	Myopathy (white muscle disease)
	Fracture	Osteoarthritis
	Lameness (including hoof and claw disorders, digital dermatitis, footrot, osteoarthritis, stifle injuries, and interdigital fibroma)	Umbilical hernia
Nervous	Listeriosis	Tetanus
	Peripheral nerve paralysis	Thromboembolic meningoencephalitis
	Polioencephalomalacia	Traumatic nervous system injuries
	Rabies suspect	
Respiratory	Bovine interstitial pneumonia/Acute bovine pulmonary emphysema and edema	Sinusitis secondary to dehorning
	Bovine respiratory disease complex (Mannheimia, Pasteurella, IBR, BRSV, PI3, Actinobacillus, Mycoplasma, Haemophilus)	Tuberculosis
	Calf pneumonia (including aspiration)	Vena caval thrombosis secondary to pneumonia
	Contagious bovine pleuropneumonia (Mycoplasma)	
Special Senses	Moraxella bovis (pink eye)	Skin diseases (squamous cell carcinoma/cancer of the eye, dermatophytosis, papillomatosis, Corynebacterium, dermatophilosis)
Urinary	Ethylene glycol toxicity	Urolithiasis
	Pyelonephritis (Corynebacterium renale)	



Reproductive	Abortion, embryo loss (including leptospirosis and neosporosis)	Omphalophlebitis
	Anestrus (including estrus detection failure and estrus synchronization)	Periparturient hypocalcemia (milk fever, subclinical hypocalcemia)
	Chlamydiosis	Retained placenta and metritis-pyometra complex
	Dystocia	Teat injury
	Infertility, female (including pregnancy diagnosis, follicular degeneration, and freemartinism)	Trichomoniasis/Campylobacteriosis
	Infertility, male (including breeding soundness examination and preputial disease)	Uterine prolapse
	Lactation failure	Vaginal prolapse
	Mastitis (including endotoxemia)	
Behavior	Aggression (clinical sign)	
Multisystemic	Acetonemia/Ketosis	Laminitis
	Ammoniated feed toxicosis	Lead toxicosis
	Anthrax	Leptospirosis
	Brucellosis	Malnutrition
	Bovine viral diarrhea (BVD), mucosal disease	Mycotoxicosis
	Clostridial diseases	Neonatal septicemia/Failure of passive transfer
	Fat cow syndrome and subclinical fatty liver	Plant toxicoses
	Foreign animal diseases (rinderpest, foot and mouth disease, bovine spongiform encephalopathy)	Postparturient paresis
	Histophilus somni (Haemophilus somnus) complex	Retropharyngeal abscesses
	Hypomagnesemic tetany	Salt toxicity
	Parasites, internal, multisystemic (including helminths and flukes)	Toxemia of pregnancy
	Ionophore/monensin/lasalocid toxicosis	Vesicular stomatitis
	Lactic acidosis (acute and subacute)	Vitamin and mineral deficiencies



Camelidae and Cervidae Diagnoses

Cardiovascular	Congenital malformations (including ventricular septal defect)	Pericarditis and epicarditis
	Patent ductus arteriosus	
Gastrointestinal and Digestive	Artesia ani	Hepatic lipidosis
	Coccidiosis	Idiopathic hyperkeratosis
	Colic (including C1 impaction, C3 ulcers, and phytobezoars)	Megaesophagus
	Dental problems (including tooth root abscess, canine overgrowth, and uneven wear of arcades)	Necrotic stomatitis
	Enteritis (rotavirus, coccidiosis, coronavirus, Escherichia coli, Salmonella, Cryptosporidium, Giardia, bovine viral diarrhea virus)	Parasites, internal, gastrointestinal
	Enterotoxemia	Paratuberculosis
	Grain engorgement	
Hemic and Lymphatic	Caseous lymphadenitis	Lymphoma
	Juvenile llama immunodeficiency syndrome	Mycoplasma haemolamae
Integumentary	Copper deficiency	Papillomatosis
	Dermatophilus	Parasites, external (including ear mites, lice, ticks)
	Foot mites (Chorioptes)	Streptococcal dermatitis
	Fungal diseases	Sunburn
	Hyperkeratosis	Ulcerative pododermatitis
Musculoskeletal	Angular limb deformities	Fractures
	Arthritis	Hypovitaminosis D
	Capture myopathy	Lacerations
	Claw defects	Lameness
	Congenital defects	Selenium-responsive myopathy
Nervous	Central nervous system trauma	Listeriosis
	Chronic wasting disease	Polioencephalomalacia
	Cranial abscessation syndrome	Rabies suspect
	Eastern equine encephalomyelitis	Rye grass staggers
	Endophyte toxicity	Tetanus
	Equine herpesvirus 1, meningoencephalitis, optic neuritis and retinitis	West Nile encephalomyelitis
Respiratory	Allergic response	Chronic obstructive pulmonary disease
	Bacterial pneumonia	Congenital defects (including choanal atresia and wry face)

Reproductive	Abortion	Omphalophlebitis
	Congenital defects (including hermaphrodite and uterine defects)	Uterine torsion
	Dystocia	Vaginal defects (including atresia vulvi)
	Infertility	
Behavior	Berserk male syndrome	Social status
	Breeding behavior	Spitting
Multisystemic	Bluetongue virus	Malnutrition
	Bovine viral diarrheal virus	Neonatal septicemia
	Brucellosis	Parasites, internal, multisystemic (including liver flukes)
	Failure of passive transfer	Poisonous plants
	Foot and mouth disease	Salt poisoning
	Geriatric diseases	Tuberculosis
	Heat stress	Vesicular stomatitis
	Ketosis	




Canine Diagnoses

Cardiovascular	Cardiac arrhythmia	Heartworm disease
	Cardiomyopathies	Hypertension
	Cardiopulmonary arrest	Pericardial disease
	Congenital heart abnormalities	Valvular heart disease
	Congestive heart failure	
Endocrine	Diabetes mellitus	Hypoadrenocorticism
	Diabetic ketoacidosis	Hypothyroidism
	Hyperadrenocorticism	
Gastrointestinal and Digestive	Biliary disease (including biliary mucocele)	Gastrointestinal ulceration
	Canine parvovirus	Hemorrhagic gastroenteritis
	Constipation	Hepatic cirrhosis
	Coronavirus	Hepatitis
	Dental disease (extractions, malocclusion, retained deciduous teeth, etc.)	Infectious bowel disease (Salmonella, Cryptosporidium, Campylobacter)
	Dietary indiscretion	Inflammatory bowel disease
	Esophageal foreign body	Intussusception
	Esophagitis	Pancreatitis
	Exocrine pancreatic insufficiency	Parasites, internal, gastrointestinal
	Exocrine pancreatic tumor	Periodontal disease/gingivitis
	Gastric dilatation/volvulus	Portosystemic shunt/hepatic encephalopathy
	Gastric tumors	Salivary mucocele
	Gastrointestinal foreign body	
Hemic/Lymphatic	Anemia (general)	Immunodeficiency
	Canine juvenile cellulitis	Lymphadenopathy
	Coagulopathy	Lymphoma/leukemia
	Hemangiosarcoma	Mast cell tumor
	Immune-mediated disease (hemolytic anemia, thrombocytopenia, etc.)	Systemic lupus erythematosus
Integumentary	Abscesses	Diseases of pads
	Acral lick granuloma	Methicillin-resistant Staphylococcus aureus (MRSA)
	Allergic dermatitis	Otitis externa/media
	Anal sac disease	Parasites, external
	Aural hematoma	Porcupine quill injury
	Bite wounds	Pyoderma
	Burns	Seborrhea
	Decubitus ulcers	Skin laceration (such as from acute trauma)
	Delayed wound healing	Skin tumors
	Dermatophytosis	Squamous cell carcinoma
	Diseases of claws (including toenail avulsion)	

Musculoskeletal	Degenerative joint diseases	Luxating patella
	Developmental bone disorders/Panosteitis/Hypertrophic osteodystrophy	Masticatory muscle myositis
	Fracture management	Osteomyelitis
	Hernias	Osteosarcoma
	Hip dysplasia	Panosteitis
	Hip luxation	Ruptured anterior cruciate ligament
	Immune-mediated joint diseases	
Nervous	Cauda equina syndrome	Myasthenia gravis
	Cognitive dysfunction	Neoplasia
	Degenerative myelopathy	Rabies suspect
	Fibrocartilaginous emboli	Seizure disorders
	Granulomatous meningoencephalitis	Tick paralysis
	Intervertebral disc disease	Vestibular diseases
	Meningitis	
Respiratory	Brachycephalic airway syndrome	Parasites, internal, respiratory
	Bronchitis	Pleuritis
	Canine infectious respiratory disease complex	Pneumonia
	Collapsing trachea	Pneumothorax
	Laryngeal paralysis	Pulmonary neoplasia
	Nasal disease	Reverse sneezing
	Nasal tumors	
Special Senses	Cataracts	Glaucoma
	Cherry eye	Keratoconjunctivitis sicca
	Conjunctivitis	Otitis interna
	Corneal diseases	Retinal diseases
	Deafness	Uveitis
	Eyelid disorders (including eyelid tumors)	
Urinary	Bladder tumors	Pyelonephritis
	Chronic kidney disease	Urethral obstruction
	Cystitis	Urinary incontinence
	Glomerulonephritis/amyloidosis	Urolithiasis
	Leptospirosis	
Reproductive	Cryptorchidism	Pseudopregnancy
	Dystocia	Pyometra/Metritis
	Mammary gland tumors	Retained placenta
	Mastitis	Testicular tumors
	Neonatal care	Transmissible venereal tumors (TVT's)
	Ovarian remnant syndrome	Vaginitis
	Prostatic abscess/Prostatitis	
Behavior	Aggression	Destructive behaviors
	Anxiety disorders (including phobias)	Inappropriate elimination
	Compulsive disorders	

Multisystemic	Blastomycosis	Malnutrition
	Canine distemper	Obesity
	Disseminated intravascular coagulation (DIC)	Plant awns
	Edema, subcutaneous	Rodenticide toxicity
	Electric shock	Sepsis
	Ethylene glycol toxicity	Shock
	Gunshot	Snake bite
	Heat prostration	Tick-borne diseases
	Herpesvirus	Toxic plant ingestion
	Insecticide toxicity	Vehicular trauma
	Lead poisoning	




Equine Diagnoses

Cardiovascular	Aortic rupture	Peripheral vascular disease
	Cardiac arrhythmia	Valvular disease
	Ionophore toxicity	
Endocrine	Hypothyroidism	Pituitary pars intermedia dysfunction (PPID)
Gastrointestinal and Digestive	Acute colitis/diarrhea (Salmonella, Clostridium)	Gastric ulceration
	Chronic diarrhea/Granulomatous enteritis	Hepatic disease/Biliary disorders (Including idiopathic acute hepatic disease and hepatic encephalopathy)
	Colic, medical/surgical (including impaction, large intestinal volvulus, and nephrosplenic entrapment)	Parasites, internal, gastrointestinal
	Coronavirus enteritis	Potomac horse fever (Neorickettsia risticii)
	Dentistry (normal and abnormal, malocclusions, equine odontoclastic tooth resorption and hypercementosis [EOTRH])	Proliferative enteropathy (Lawsonia intracellularis)
	Duodenitis/proximal jejunitis	Rectal prolapse
	Enteroliths	Rectal tear
	Esophageal obstruction/trauma	Rotavirus
Hemic and Lymphatic	Acute blood loss	Lymphoma
	Anaplasmosis (Anaplasma phagocytophilum)	Neonatal isoerythrolysis
	Epizootic lymphangitis (Histoplasma farciminosum)	Pigeon fever (Corynebacterium pseudotuberculosis)
	Equine infectious anemia	Piroplasmosis
	Equine viral arteritis	Purpura hemorrhagica
	Failure of passive transfer	Strangles (Streptococcus zooepidemicus var. equi)
	Immune deficiency syndromes	Ulcerative lymphangitis
Integumentary	Allergies/immune hypersensitivity reactions	Laceration repair
	Aural plaques	Melanoma
	Cutaneous habronemiasis	Parasites, external
	Dermatitis	Photosensitization
	Dermatophilosis (Dermatophilus congolensis)	Sarcoids
	Dermatophytosis	Squamous cell carcinoma
Musculoskeletal	Angular limb deformities	Hyperkalemic periodic paralysis (HYPP)
	Arthritis, septic and nonseptic	Joint luxations
	Bowed tendon/Tendinitis/Desmitis	Lameness
	Bucked shins	Laminitis
	Developmental orthopedic disease (osteochondrosis, physitis, subchondral bone cysts)	Myositis/Myopathy


Musculoskeletal (Continued)	Disruption of the suspensory ligament	Navicular disease/Palmar digital pain
	Exertional rhabdomyolysis	Nonseptic synovitis/bursitis
	Fistulous withers	Septic tenosynovitis
	Flexural deformities	Subsolar abscess
	Fractures	Temporohyoid osteopathy
	Hernias	Tendon/ligament rupture
	Hoof imbalance	Thrush
Nervous	Botulism	Narcolepsy/Cataplexy
	Cauda equina syndrome	Neonatal maladjustment syndrome (hypoxic ischemic encephalopathy)
	Central nervous system trauma	Peripheral neuropathy (facial and radial)
	Cervical vertebral malformation	Rabies suspect
	Degenerative myeloencephalopathy	Seizures
	Equine encephalomyelitis (Eastern/Western/Venezuelan)	Tetanus
	Equine motor neuron disease	Vestibular disease
	Equine protozoal myeloencephalitis (Sarcocystis neurona and Neospora hughesi)	West Nile viral encephalomyelitis
Respiratory	African horse sickness	Guttural pouch diseases (empyema, mycosis, tympanitis)
	Displacement of the soft palate	Laryngeal hemiplegia
	Equine herpesvirus 1, 4, and 5	Pharyngitis
	Equine influenza	Pleuropneumonia
	Equine rhinitis virus	Pneumothorax (including rib fractures in foals)
	Ethmoid hematoma	Recurrent airway obstruction
	Exercise-induced pulmonary hemorrhage	Rhodococcus equi pneumonia in foals
	Glanders (Burkholderia mallei)	Sinusitis
Special Senses	Cataracts	Nasolacrimal duct obstruction/Dacryocystitis
	Corneal ulcer	Night blindness
	Entropion	Ocular trauma
	Glaucoma (secondary to uveitis)	Uveitis
Urinary	Renal failure (acute and chronic)	Urogenital injuries
	Ruptured bladder in neonate	Urolithiasis
	Urinary tract disease	

Reproductive	Abortion (equine herpesvirus 1, equine viral arteritis, leptospirosis, etc)	Omphalophlebitis
	Agalactia	Ovarian abnormalities
	Disorders of the cervix	Patent urachus
	Dystocia (including uterine torsion)	Prematurity and dysmaturity
	Genital abnormalities of the stallion (including cryptorchidism)	Retained placenta/Placentitis
	Infertility, mare or stallion	Twinning
	Mastitis	Uterine artery rupture
Behavior	Cribbing	Weaving
Multisystemic	Anhidrosis	Moldy hay and other toxins from feed
	Borreliosis	Neonatal septicemia
	Disseminated intravascular coagulation	Neoplasia
	Drug toxicities	Parasites, internal, multisystemic
	Endotoxemia	Peritonitis
	Hyperlipidosis (donkeys)	Pulmonary edema
	Insect toxicity (including blister beetles and tent caterpillars)	Snakebite
	Malnutrition	Vesicular stomatitis (mouth, feet)
	Metabolic syndrome	



Feline Diagnoses

Cardiovascular	Arrhythmias	Congestive heart failure
	Cardiomyopathy	Hypertension
	Congenital abnormalities (including patent ductus arteriosus)	Thromboembolic disease
Endocrine	Acromegaly	Hyperthyroidism
	Diabetes mellitus	Hypothyroidism
	Hyperparathyroidism	Pituitary/adrenal neoplasia
Gastrointestinal and Digestive	Cholangitis and cholangiohepatitis	Lymphocytic plasmacytic stomatitis
	Dental diseases (including tooth resorption)	Megacolon
	Exocrine pancreatic Insufficiency	Oral malignancies
	Gastrointestinal adenocarcinoma	Pancreatitis
	Gastrointestinal foreign body	Parasites, internal, gastrointestinal
	Gastrointestinal lymphoma (small cell or large cell)	Periodontal disease/Gingivitis/Tooth abscesses
	Hepatic lipidosis	Regurgitation
	Inflammatory bowel disease	Salmonellosis
	Intussusception	Trichobezoar
	Liver shunts	
Hemic/Lymphatic	Anemia of chronic disease	Hemangioma
	Autoimmune hemolytic anemia	Lymphoblastic leukemia
	Chylothorax	Lymphoma
	Feline infectious anemia (including Mycoplasma haemofelis)	Mast cell tumor
	Feline panleukopenia	Transfusion reaction
Integumentary	Abscesses	Flea bite dermatitis
	Allergic dermatitis	Food allergy
	Alopecia	Methicillin-resistant Staphylococcus aureus (MRSA)
	Anal sac disease	Neoplasia/Neoplastic diseases
	Aural hematoma	Otitis externa
	Burns	Paraneoplastic syndrome
	Cuterebriasis	Parasites, external
	Dermatophytosis	Pemphigus
	Ear mites	Plasma cell pododermatitis
	Eosinophilic granuloma complex	Solar dermatitis
	Feline acne	Squamous cell carcinoma
	Fibrosarcomas	
Musculoskeletal	Fractures	Onychectomy
	Hernias (umbilical, inguinal)	Osteoarthritis
	Luxations	
Nervous	Diabetic polyneuropathy/Peripheral neuropathy	Rabies suspect
	Hyperesthesia	Seizure disorders
	Otitis media	Vestibular diseases



Respiratory	Asthma	Nasopharyngeal polyp
	Chronic bronchitis	Pneumonia
	Chronic sinusitis	Pyothorax
	Cryptococcosis and other fungal respiratory diseases	Upper respiratory system infections
	Metastatic lung disease	
Special Senses	Cataracts	Ocular manifestations of systemic diseases
	Conjunctivitis	Retinal diseases
	Corneal diseases	Uveitis
	Glaucoma	
Urinary	Acute kidney failure	Polycystic kidney disease
	Chronic kidney disease	Pyelonephritis
	Feline lower urinary tract disease (FLUTD)	Transitional cell carcinoma
	Idiopathic cystitis	Urethral obstructions
	Kidney lymphoma	Urolithiasis
Reproductive	Cryptorchidism	Neonatal care
	Mammary adenocarcinoma	Ovarian remnant syndrome
	Mammary hyperplasia	Pyometra
	Mastitis	Reproductive disorders
Behavior	Aggression	Compulsive disorders
	Anxiety disorders	Inappropriate elimination
Multisystemic	Acetaminophen toxicity	Malnutrition
	Aspirin toxicity	Mycobacterial infections
	Bartonellosis	Obesity
	Diaphragmatic hernia	Panleukopenia
	Disseminated intravascular coagulation (DIC)	Parasites, internal, multisystemic
	Electric cord bite	Polyphagia
	Ethylene glycol toxicity	Rodenticide toxicity
	Feline immunodeficiency virus	Shock
	Feline infectious peritonitis	Snake bite
	Feline leukemia virus	Taurine deficiency
	Heartworm	Toxoplasmosis
	Hypokalemia	Virulent systemic calicivirus
	Ingestion of poisonous plants (including lilies)	Vitamin B1 (thiamine) deficiency
Insecticide toxicity		

Other Small Mammal Diagnoses

Multisystemic	Chinchillas	Abscesses
		Bite wounds
		Choke
		Conjunctivitis
		Dermatophytosis
		Gastroenteritis
		Hair rings
		Heat stress/Heat stroke
		Listeriosis
		Malnutrition
		Otitis media
		Overgrown teeth
		Pneumonia
		Pseudomonas infection
		Ferrets
	Aleutian disease	
	Botulism	
	Canine distemper	
	Epizootic catarrhal enteritis	
	Estrogen toxicity	
	Foreign body	
	Heat stress/Heat stroke	
	Influenza virus	
	Insulinoma	
	Lymphoma	
	Parasites, internal/external (including heartworm disease)	
	Pneumonia	
	Proliferative colitis (Campylobacter)	
	Rabies suspect	
	Splenomegaly	
	Uroliths	
	Guinea Pigs	Antibiotic dysbiosis
		Bacterial enteritis
		Bacterial pododermatitis
		Coccidiosis
		Dental malocclusion
		Dystocia
		Heat stress/Heat stroke
		Lymphadenitis
		Lymphoma
		Malnutrition (including scurvy)
		Parasites, internal
Pneumonia		

Multisystemic (Continued)	Guinea Pigs (Continued)	Pregnancy toxemia
		Salmonellosis
		Streptococcosis
	Hamsters	Abscesses
		Amyloidosis
		Antibiotic toxicity
		Demodectic mange
		Dental malocclusion
		Lymphocytic choriomeningitis
		Neoplasia
		Pneumonia
		Polycystic disease
		Proliferative ileitis (wet tail)
		Ringworm
		Salmonellosis
		Primates
	Behavioral issues	
	Dental disease	
	Ebola virus	
	Gastroenteritis	
	Marburg virus	
	Melioidosis (Pseudomonas)	
	Monkey pox	
	Nutrition	
	Parasites, internal/external	
	Pneumonia	
	Rabies suspect	
	Rubella	
	Rubiola	
	Simian AIDS	
	Tuberculosis	
	Viral hepatitis, A and B	
	Rabbits	Abscesses
		Antibiotic dysbiosis
		Coccidiosis
		Cuterebriasis
Dental malocclusion		
Encephalitis		
Fractured lumbar spine		
Gastrointestinal stasis		
Heat stress/Heat stroke		
Housing/husbandry		
Moist dermatitis		
Mucoid enteritis		
Otoacariasis		

Multisystemic (Continued)	Rabbits (Continued)	Pasteurellosis
		Pneumonia
		Salmonellosis
		Splay leg
		Tularemia
		Tyzzler disease
	Rats/Mice	Abscesses
		Dental malocclusion
		Ectromelia virus (mouse pox)
		Epizootic diarrhea of infant mice (EDIM)
		Mouse hepatitis virus (lethal intestinal virus of infant mice (LIVIM) - a coronavirus)
		Murine mycoplasmosis (dirty rat disease)
		Mycoplasmosis
		Neoplasia
		Parasites, external
		Pneumonia (including Pneumococcus and Pasteurella)
		Ring tail
		Ulcerative pododermatitis
		Wounds

Ovine and Caprine Diagnoses

Cardiovascular	Atherosclerosis/Heart failure	Ionophore toxicity
Gastrointestinal and Digestive	Bloat	Enterotoxemia
	Contagious ecthyma	Paratuberculosis
	Enteritis (rotavirus, coronavirus, Escherichia coli, Salmonellosis, Coccidiosis, Giardia, Cryptosporidiosis)	Rumenitis
Hemic and Lymphatic	Caseous lymphadenitis	
Integumentary	Dermatophytosis	Hoof and claw disorders
	Fly strike	Parasites, external
Musculoskeletal	Arthritis	Lameness
	Footrot	Myopathy (white muscle disease)
Nervous	Listeriosis	Scrapie
	Polioencephalomalacia	Tetanus
	Rabies suspect	
Respiratory	Ovine progressive pneumonia	Sinusitis secondary to dehorning
	Pneumonia due to Pasteurella and Mannheimia	Tuberculosis
	Pulmonary adenomatosis	
Urinary	Urolithiasis	
Reproductive	Abortion (Border disease, Cache Valley virus, Campylobacteriosis, Chlamydiosis, Enzootic abortion, Leptospirosis, Neosporosis, Q Fever (Coxiella burnetti), Smallenburg virus, Toxoplasmosis)	Posthitis
	Dystocia	Pseudopregnancy
	Infertility, male or female	Infertility, male or female
	Mastitis	
Multisystemic	Bluetongue	Malnutrition
	Brucellosis	Neonatal septicemia
	Caprine arthritis and encephalitis	Parasites, internal, multisystemic
	Failure of passive transfer	Peste des petits ruminants
	Foot and mouth disease	Plant toxicities
	Heat stroke/stress	Toxemia of pregnancy
	Hypocalcemia	Vesicular stomatitis
	Lactic acidosis	Vitamin and mineral deficiencies and toxicities

Pet Bird Diagnoses

Endocrine	Goiter	
Gastrointestinal and Digestive	Cloacal prolapse	Enteritis
	Crop burn	Sour crop/Impacted crop
Integumentary	Beak deformities (congenital and traumatic)	Psittacine beak and feather disease
	Pododermatitis	
Musculoskeletal	Splay leg	
Nervous	Seizure disorders	
Respiratory	Air sac mites	Sinusitis
	Air sacculitis	
Urinary	Kidney adenocarcinoma	
Reproductive	Egg binding	Egg-related peritonitis
Behavior	Behavioral disorders (including feather picking and persistent egg laying)	
Infectious	Aspergillosis	Mycoplasmosis
	Avian ganglioneuritis	Newcastle disease virus
	Candidiasis	Polyomavirus
	Coccidiosis	Psittacosis
	Cryptococcosis	Salmonellosis
	Giardiasis	Trichomoniasis
	Histoplasmosis	Viral encephalitis (EEE, WEE, SLE, VEE)
	Knemidocoptes (scaly leg mite)	West Nile virus
	Mycobacteriosis	
Multisystemic	Anaphylaxis	Hypovitaminosis A
	Gout (articular and visceral)	Nutritional secondary hyperparathyroidism
	Hyperthermia	Pacheco disease
	Hypocalcemia	Toxicosis (including lead, Teflon, plant, and zinc)
	Hypothermia	

Porcine Diagnoses

Cardiovascular	Mulberry heart disease	Valvular endocarditis
Gastrointestinal and Digestive	Ascaris suum infection	Porcine epidemic diarrhea virus infection
	Clostridium perfringens infection (type A, type C and Clostridium difficile)	Rectal prolapse
	Coccidiosis	Rectal stricture
	Escherichia coli infection	Rotavirus infection
	Gastric ulcers	Salmonellosis
	Lawsonia spp infection (porcine proliferative enteropathy)	Swine dysentery (Brachyspira)
	Parasites, internal, gastrointestinal	Transmissible gastroenteritis
Hemic and Lymphatic	Iron-deficiency anemia	Mycoplasma suis infection
Integumentary	Exudative epidermitis (Staphylococcus hyicus; greasy pig disease)	Lice/Mange
	Foot-and-mouth disease (and all other vesicular diseases)	Seneca Valley virus infection
	Insect bites	Sunburn
Musculoskeletal	Hernias	Osteochondrosis
	Lameness/Injury	Streptococcal synovitis
	Mycoplasma hyorhinis infection	Trichinosis
	Mycoplasma hyosynoviae arthritis	Vitamin/mineral deficiency
Nervous	Edema disease (Escherichia coli)	Tiamulin/Ionophore toxicity
	Salt toxicity	Water deprivation
	Streptococcus suis infection	
Respiratory	Actinobacillus suis infection	Pasteurella multocida infection
	Atrophic rhinitis	Porcine reproductive and respiratory syndrome
	Bordetella bronchiseptica infection	Swine influenza
	Mycoplasma hyopneumoniae infection	
Urinary	Cystitis	
Reproductive	Brucellosis	Parvovirus infection
	Dystocia	
Behavior	Pen hierarchy dynamics of sows and finishing pigs	Tail biting
	Savaging of piglets	
Multisystemic	African swine fever	Gas toxicity
	Calcium: phosphorus imbalance/deficiency	Haemophilus parasuis infection
	Circovirus infection	Hyperthermia
	Classical swine fever	Leptospirosis
	Enterovirus infection	Mycotoxin toxicity
	Erysipelas	Pseudorabies
	Foreign and regulatory diseases	

Poultry Diagnoses

Musculoskeletal	Deep pectoral myopathy
Urinary	Visceral gout
Reproductive	Egg yolk peritonitis
	Salpingitis
Infectious	Aspergillosis
	Avian encephalomyelitis
	Avian tuberculosis
	Bordetellosis (turkey coryza)
	Botulism
	Candidiasis (thrush)
	Chlamydiosis (psittacosis/ornithosis)
	Coccidiosis
	Coronaviral enteritis (turkeys)
	Erysipelas
	Favus
	Fowl cholera (Pasteurella)
	Fowlpox
	Hemorrhagic enteritis
	Histomoniasis (turkey blackhead)
	Infectious bronchitis
	Infectious bursal disease
	Infectious coryza
	Infectious laryngotracheitis
	Influenza
	Leucocytozoonosis
	Marek disease
	Mycoplasmosis
	Newcastle disease
	Parasites, external
	Parasites, internal
	Salmonellosis
	Trichomoniasis (canker)
	Viral encephalitis (EEE, WEE, SLE, VEE)
	West Nile virus
Multisystemic	Aflatoxicosis
	Malnutrition
	Toxicoses

Reptile Diagnoses

Multisystemic	Chelonians	Abscesses
		Conjunctivitis
		Cracked shell
		Cystic calculi
		Dystocia
		Malnutrition
		Necrotic stomatitis
		Neoplasia
		Organ prolapse
		Parasites, internal/external
		Pneumonia
		Salmonellosis
		Septicemia
		Soft shell disease
	Lizards	Abscesses
		Bladder stones
		Egg binding
		Hind leg paralysis
		Malnutrition
		Mouth rot
		Salmonellosis
		Skin disease
	Snakes	Adenovirus
		Blister disease
		Cloacoliths
		Constipation
		Dermatitis (scale rot)
		Dysecdysis
		Inclusion body disease (star gazing)
		Infectious or ulcerative stomatitis
		Malnutrition
		Neoplasia
		Parasites, internal/external (including amebiasis and trichomoniasis)
		Pneumonia
		Retained spectacles
		Salmonellosis
Septicemia		